








Yes, you can.

# Solo BS1180/76 Service Parts Replacement Guide

## BS1180/76 ELECTRONICS








<p>HEAD ACTUATOR (RED PLUG) 61832-1005270-01</p>	<p>MTRM2133</p> 
<p>FOOT ACTUATOR (BLUE PLUG) 61831-0625270-01 *INCLUDES LONGER U BRACKET TO ATTACH TO BED</p>	<p>KIT84 (NLA)</p> 
<p>HILO ACTUATOR (WHITE PLUG) 6183-1905220-01 Trunion KIT80C (NLA)</p>	<p>MTRM2178SER</p> 
<p>JUNCTION BOX NAX5105-3A29MPZ</p>	<p>JNCTNBOXKIT2</p> 
<p>JUNCTION BOX MEMBRANE *FOR USE ON MEMBRANE BEDS ONLY AFTER AUG. 16/05 151 STYLE ONLY</p>	<p>JNCTNBOXMEM</p> 

### PENDANTS



Yes, you can:

## Solo BS1180/76 Service Parts Replacement Guide

<p>6 FUNCTION W/STRIP</p>  <p>DB9 CONNECTOR</p>	<p>1190227 Linak # on cord PNDNT-6FNC-1-2 Rev AD (12-32)</p> 
<p>6 FUNCTION W/STRAP</p>  <p>DB9 CONNECTOR</p>	<p>1190232 Linak # on cord PNDNT-6FNC-1-2 Rev AD (12-32)</p> 
<p>PENDANT HOLSTER</p>	<p>1186847</p> 
<p>1190225 (Conversion Cable)</p>	
<p>PENDANT Y-CABLE</p>	<p>PNDNTYCABLE</p> 



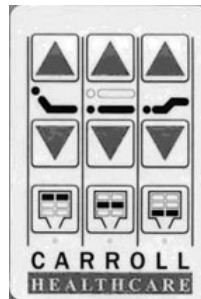
Yes, you can.

# Solo BS1180/76 Service Parts Replacement Guide

## MEMBRANES 151 ONLY

MEMBRANE PAD FOR 151 ONLY  
PRIOR TO AUG. 16/04

OLD KEYPAD



NEW KEYPAD



JNCTNDC20C

AFTER AUG. 16/04 USE MEMBRANE  
PAD JNCTNDC20C ONLY

**\*\*OLD KEYPADS ARE NO LONGER AVAILABLE. SEND OUT FOOTBOARD KIT FOR BEDS BUILT PRIOR TO AUG 16/04\*\***


EXAMPLE: FTBD0002D05KI

FOOTBOARD W/NEW KEYPAD SHOWN ABOVE AND JNCTNBOXMEM WITH PURPLE STICKER IN TRADITIONAL SOLAR OAK BOARD

## STEEL AND FRAME PARTS


HEAD GATCH

1185149



FOOT GATCH










GATFOOTASSY1 (NLA)





Yes, you can:












# Solo BS1180/76 Service Parts Replacement Guide

UPPER GATCH "4 ARM"	HILOUPPERASSY 
LOWER GATCH "8 ARM" HEAD	HILOLOWERASY1 
LOWER GATCH "6 ARM" FOOT	HILOLOWERASY2 
HILO DRIVE TUBE	DRVTUBESOLOP (NLA) 
DRIVE TUBE LINKAGE	LNK0017PL (NLA) 
SOLO CONTROL ARM	TBR78161812PN (NLA) 
HILO HD / FT LEG LINKAGE	LNK0013PNT 
CASTER ASSEMBLY (NON LOCK)	WHLBRACKASSY3 
CASTER ASSEMBLY (LOCK)	WHLBRACKASSY4 
LOWER FRAME	LWRFRASSY1 (NLA)



Yes, you can.






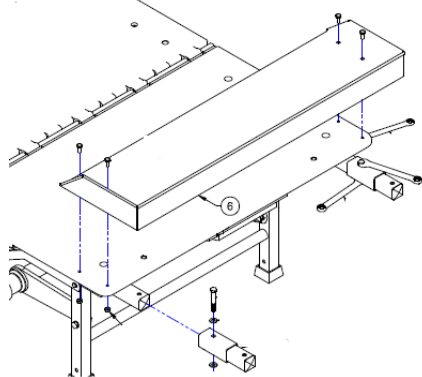

# Solo BS1180/76 Service Parts Replacement Guide

	
CRANK MOUNT PLATE	MNT0018BPNT 
HEAD END HOOP LEG	LEG0004BASSY (NLA) 
FOOT END HOOP LEG	LEG0003CASSY (NLA) 
HEAD POST	1186525 
FOOT POST	1186524 
HEAD/FOOT BOARD MOUNTING HARDWARE KIT	KIT78 
HEAD MOTOR MOUNT BRACKET FOOT MOTOR MOUNT BRACKET	MTRBRACKP1 KIT85 (NLA) 
RUBBER SANTOPRENE BED FOOT	GLDBEDFOOT 
PLUG FOR UNDER BED FOOT	1186862 
4 1/2" STRAIGHT PIN	PIN38412 (NLA) 



Yes, you can:



# Solo BS1180/76 Service Parts Replacement Guide

HEAD/FOOT GATCH PIN	PIN380212 
BOW TIE COTTER PIN 5/16"	PINBOW516 
MATTRESS KEEPER KIT	MATTKPRKIT 
TRAPEZE ADAPTER *TRAPEZE ADAPTER COMES WITH FRAME, MOUNTING HARDWARE AND 2 MALE FRENCHER PLATES	IHECTA 
MALE FRENCHER PLATES	FRENCHERMALE (NLA) 
4" EXTENSION KIT *Does not include bolster pad, must use 84" mattress	KIT19EARRO 
RUBBER BUMPER FOR WIREFORMS *OPTIONAL (2 PER WIREFORM)	GLDBUMPER 
76" WIREFORM	WBBSOLO76P (NLA)










Yes, you can:

# Solo BS1180/76 Service Parts Replacement Guide

	
80" WIREFORM	<b>WBBSOLO80P (NLA)</b> 

## RAILS

**\*LEFT AND RIGHT IS DETERMINED BY STANDING AT THE FOOT END OF BED LOOKING AT THE BED**

<p>SET OF ASSIST RAILS IHARRLAS</p> 	<p>SET OF ASSIST BARS IHARBAAS</p> 
<p>LEFT ASSIST RAIL ONLY <b>RAILSAELT (NLA)</b></p> 	<p>LEFT ASSIST BAR ONLY <b>RAILBLT (NLA)</b></p> 
<p>RIGHT ASSIST RAIL ONLY <b>RAILSAERT (NLA)</b></p> 	<p>RIGHT ASSIST BAR ONLY <b>RAILABRT (NLA)</b></p> 
<p>ASSIST RAIL MOUNTING HARDWARE KIT</p>	<p>KITASSISTR1</p> 
<p>PUNCHED BRACKET, LH 3 POSITION <b>RLBRACKAEP (NLA)</b></p>	<p>PUNCHED BRACKET, RH 3 POSITION <b>RRBRACKAEP (NLA)</b></p>



Yes, you can:

# Solo BS1180/76 Service Parts Replacement Guide


			
<b>PUNCHED BRACKET, LH NO GUARD</b> <b>RLBRACKASTRP (NLA)</b>		<b>PUNCHED BRACKET, RH NO GUARD</b> <b>RRBRACKASTRP (NLA)</b>	
			
<b>NON TUCK INCLUDING ALL HARDWARE</b>			
<b>SET OF FULL RAILS</b> <b>IHARRLFUL (NLA)</b>		<b>SET OF PARTIAL RAILS</b> <b>IHARRLPAR (NLA)</b>	
			
<b>LEFT FULL RAIL</b> <b>RAILS0080FLNT (NLA)</b>		<b>LEFT PARTIAL RAIL</b> <b>RAILS0080PLNT (NLA)</b>	
			
<b>RIGHT FULL RAIL</b> <b>RAILS0080FRNT (NLA)</b>		<b>RIGHT PARTIAL RAIL</b> <b>RAILS0080PRNT (NLA)</b>	
			
<b>RAIL ARMS</b>			
<b>SHORT RAIL ARM LEFT</b> <b>SRA001LA (NLA)</b>		<b>SHORT RAIL ARM RIGHT</b> <b>SRA001RA (NLA)</b>	
			
<b>LONG RAIL ARM LEFT</b> <b>LRA001LA (NLA)</b>		<b>LONG RAIL ARM RIGHT</b> <b>LRA001RA (NLA)</b>	
			
<b>RAIL BRACKETS</b> <b>RAILBRACKNT (NLA)</b>		<b>LOCKING SET COLLAR</b> <b>COL34R (NLA)</b>	







Yes, you can:

## Solo BS1180/76 Service Parts Replacement Guide



### PULL KNOB ASSEMBLY FOR ALL RAILS

<p>BLACK BALL KNOB ASSEMBLY 1189259</p> 	<p>Assist Rail Springs (Kit of 10) 1165067</p> 
---	--